

#12,153

**Lakes Regional MHMR Center
Utilization of County Funds for Substance Abuse Services in Hunt County
4th Quarter Report
June 2011 – August 2011**

FILED FOR RECORD
at 11:30 o'clock 11 M
OCT 25 2011
By JENNIFER LINDENZWEIG
County Clerk, Hunt County, Tex.
Jennifer Lindenzweig

Lakes Regional Substance Abuse Services	4th QTR # Clients Served	Hours of Service	Comment	
Screening and Evaluation	42	5	Assessment is required for entry into education classes programs.	
Self-Pay Education Classes:				
<ul style="list-style-type: none"> DWI Education Class Drug Offender Education Class Repeat Offender DWI Minors in Possession 	19 35 25 3	12.5 15.5 45 6.5	Clients are referred from probation and pay total cost of class. Most classes require a minimum number of 10 to be cost effective.	
Lakes Hunt County Supported Indigent Counseling and Treatment Services				
County Funds support approximately 30% of the cost of these treatment services. They are used to start services immediately while alternative funding is sought – (i.e. NorthSTAR). County funding supports ongoing services for those individuals not eligible for NorthSTAR funding. For the new year county funding will help support our new program for children and adolescents. Family and client fees are also set to augment low payment rates from NorthSTAR and other payors.				
Substance Abuse Counseling Program	4 th QTR # Clients Served	Hours of Service		Comment
Intake Evaluation	7	2.5	Majority of referrals come from probation and self-referral Intake is required to assess eligibility for other services below.	
Supportive Outpatient Program – Adults	70	3 per week	Classes are last 90 days and groups have a minimum of 3 clients.	
Intensive Outpatient Program – Adults	38	9 per week	More intensive classes for which few clients qualify or are authorized.	
Supportive Outpatient Program – Adolescents (New Program)	0	11 per month	This is a new service for adolescents that was started. Lakes staff recently received training and certification to initiate this program Lakes is the only provider in Hunt Co. for these services. Referrals will come from CRCG, CPS, Juvenile Courts, schools and other sources.	

Lakes Regional MHMR Center
Utilization of County Funds for Substance Abuse Services in Hunt County
Yearly Report
September 2010 – August 2011

FILED FOR RECORD
 at 11:32 o'clock
OCT 25 2011
 By **JENNIFER LINDENZWEIG**
 County Clerk, Hunt County, Tex.

Lakes Regional Substance Abuse Services	Yearly Total # Clients Served	Hours of Service	Comment
Screening and Evaluation	180	5	Assessment is required for entry into education classes programs.
Self-Pay Education Classes:			
• DWI Education Class	96	12.5	Clients are referred from probation and pay total cost of class. Most classes require a minimum number of 10 to be cost effective. Fourth Quarter started to provide Minors in Possession.
• Drug Offender Education Class	110	15.5	
• Repeat Offender DWI	90	45	
• Minors in Possession	3	6.5	

Lakes Hunt County Supported Indigent Counseling and Treatment Services

County Funds support approximately 30% of the cost of these treatment services. They are used to start services immediately while alternative funding is sought – (i.e. NorthSTAR). County funding supports ongoing services for those individuals not eligible for NorthSTAR funding. For the new year county funding will help support our new program for children and adolescents. Family and client fees are also set to augment low payment rates from NorthSTAR and other payors.

Substance Abuse Counseling Program	Yearly Total # Clients Served	Hours of Service	Comment
Intake Evaluation	89	2.5	Majority of referrals come from probation and self-referral Intake is required to assess eligibility for other services below.
Supportive Outpatient Program – Adults	252	3 per week	Classes are last 90 days and groups have a minimum of 3 clients.
Intensive Outpatient Program – Adults	125	9 per week	More intensive classes for which few clients qualify or are authorized.
Supportive Outpatient Program – Adolescents (New Program)	0	11 per month	This is a new service for adolescents that was started. Lakes staff recently received training and certification to initiate this program Lakes is the only provider in Hunt Co. for these services. Due to many changes and waiting for new VO contract we are not offering this one yet. Perhaps after January 2012. Referrals will come from CRCG, CPS, Juvenile Courts, schools and other sources.

12,152

**2012 Hunt County Resolution
Indigent Defense Grant Program**

WHEREAS, under the provisions of the Fair Defense Act, 77th Regular Session, counties are eligible to receive grants from the Texas Indigent Defense Commission to provide improvements in indigent defense services in the county; and


WHEREAS, this grant program will assist the county in the implementation of the provisions of the Fair Defense Act and the improvement of the indigent criminal defense services in this county; and

WHEREAS, Hunt County Commissioners Court has agreed that in the event of loss or misuse of the funds, Hunt County Commissioners assures that the funds will be returned in full to the Texas Indigent Defense Commission.

NOW THEREFORE, BE IT RESOLVED and ordered that the County Judge of this county is designated as the Authorized Official to apply for, accept, decline, modify, or cancel the grant application for the Indigent Defense Formula Grant Program and all other necessary documents to accept said grant; and

BE IT FURTHER RESOLVED that the County Judge is designated as the Program Director and contact person for this grant and the County Auditor is designated as the Financial Office for this grant.

Adopted this 25 day of SEPTEMBER, 2011.



Judge Horn

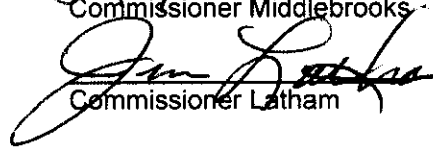
Commissioner Thornton



Commissioner Middlebrooks



Commissioner Atkins



Commissioner Latham

Attest:



County Clerk


Internet Submission Form

After submitting the formula grant application on-line, the following Internet submission confirmation number was received #201211620111017. This grant application submission was in accordance with the Commissioner Court Resolution above.

John L. Horn
County Judge

FILED FOR RECORD
at 11:30 o'clock A M

OCT 25 2011

JENNIFER LINDENZWEIG
County Clerk, Hunt County, Tex.
By 



12,157

PROCLAMATION

FORGET-ME-NOT Week

October 28th thru November 5th, 2011

FILED FOR RECORD
 at 11:32 o'clock
 OCT 25 2011
 JENNIFER LINDENBERG
 County Clerk
 HUNT COUNTY, TEXAS

WHEREAS, Hunt County has a continuing sense of gratitude to those disabled veterans who have sacrificed so much to protect our freedoms and liberties; and,


WHEREAS, the Disabled American Veterans Auxiliary has worked exclusively for the welfare of our disabled veterans; and,

WHEREAS, the Hunt County Chapter 81 of the Disabled American Veterans has been established to carry on this work in Hunt County; and,

WHEREAS, the Disabled American Veterans has designated October 28th thru November 5th, 2011, for its annual Forget-Me-Not Campaign in Hunt County, and announced that all funds contributed will be utilized for disabled veterans in Hunt County;


NOW, THEREFORE, BE IT PROCLAIMED that October 28th thru November 5th, 2011, be declared Forget-Me-Not Week in Hunt County, Texas, and may I encourage the support of all citizens, interest groups, and charitable organizations during this campaign. May we never forget those who have gone before us so that we may continue unto our future.

In official witness whereof this 25th day of October, 2011.




 Judge John L. Horn

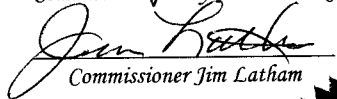
 Commissioner Kenneth Thornton




 Commissioner Larry Middlebrooks



 Commissioner Jay Atkins



 Commissioner Jim Latham

ATTEST  County Clerk



#12,159

**Delores Shelton, CIO, CCT
Hunt County Treasurer**
FY 11: Monthly Report, September 2011

FILED FOR RECORD
at 11:30 o'clock A M
OCT 25 2011
By **JENNIFER LINDENZWEIG**
County Clerk - Hunt County, Tex.

The Treasurers' Monthly Report includes money received and disbursed as well as funds invested and debt due by Hunt County. The Treasurer's Books and the Auditor's General Ledger agree. The Bank Statements have been reconciled and approved by the County Auditor.

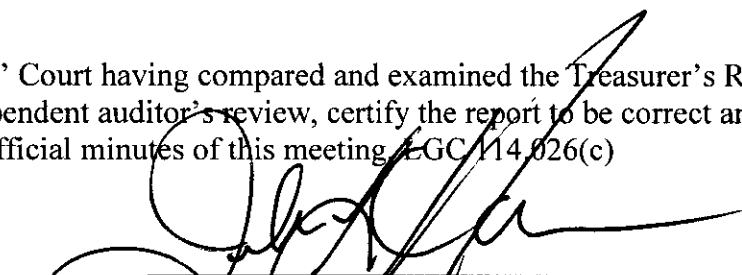
This affidavit must state the amount of cash and other assets that are in the custody of the county treasurer at the time of the examination. (LGC 114.026) **\$10,545,613.17** Month End Balance


Therefore, Delores Shelton, County Treasurer of Hunt County, Texas, who being fully sworn, upon oath says that the within and foregoing report is true and correct to the best of her knowledge.


Filed with accompanying reports this 25 day of October, 2011.



Delores Shelton, Hunt County Treasurer


Commissioners' Court having compared and examined the Treasurer's Report as presented and subject to independent auditor's review, certify the report to be correct and therefore request it be filed with the official minutes of this meeting. LGC 114.026(c)


John L. Horn, Hunt County Judge


Kenneth Thornton, Commissioner, Pct #1


Jay Atkins, Commissioner, Pct 2


Larry Middlebrooks, Commissioner, Pct #3


Jim Latham, Pct 4

**Hunt County Treasurer
Monthly Report
September 2011**

Hunt County Funds	Beginning Balance	Money Received	Money Disbursed	Transfer In/Out Investment	Month End Balance
10-GENERAL	103,745.89	893,482.75	-2,391,526.67	1,200,000.00	-\$194,298.03
10-Chase Investment	6,064,624.85	802.77	0.00	-900,000.00	5,165,427.62
10-TexPool Investment	444,504.17	11.77	0.00	-300,000.00	144,515.94
10-TexStar Investment	615,658.65	45.85	0.00	0.00	615,704.50
10-InWood Nat'l Bank CD	536,922.49	752.43	0.00	0.00	537,674.92
10-TexPool Investment,Jail	580,103.64	44.30	0.00	0.00	580,147.94
10-General Fund Totals:	8,345,559.69	895,139.87	-2,391,526.67		6,849,172.89
20-Law Library	38,805.70	4,770.00	-6,581.87		\$36,993.83
21-R&B #1	8,876.83	34,462.73	-136,568.92	95,000.00	1,770.64
21-R&B #1, TexPool Invest.	168,008.52	9.84	0.00	-95,000.00	73,018.36
21-R&B #1 Fund Totals:	176,885.35	34,472.57	-136,568.92		74,789.00
22-R&B #2	10,398.29	59,284.77	-173,340.15	115,000.00	11,342.91
22-R&B #2, TexPool Invest.	636,816.70	45.60	0.00	-115,000.00	521,862.30
22-R&B #2 Fund Totals:	647,214.99	59,330.37	-173,340.15		533,205.21
23-R&B #3	10,204.18	33,740.10	-146,236.77	105,000.00	2,707.51
23-R&B #3, TexPool Invest	505,038.25	35.09	0.00	-105,000.00	400,073.34
23-R&B #3 Fund Totals:	515,242.43	33,775.19	-146,236.77		402,780.85
24-R&B #4	10,809.89	33,248.03	-104,277.84	65,000.00	4,780.08
24-R&B #4, TexPool Invest	228,635.05	15.05	0.00	-65,000.00	163,650.10
24-R&B #4 Fund Totals:	239,444.94	33,263.08	-104,277.84		168,430.18
25-Health Private	37,491.08	3,944.64	-11,043.77		30,391.95
26-State Health Services	-31,438.51	42,016.42	-54,392.13		-43,814.22
27-Hunt County Grants	-10,500.46	5,438.01	-11,519.35		-16,581.80
68-JP, DDC Fee Fund	118,671.22	2,179.10	-742.56		120,107.76
71-DC Record Management	19,543.40	447.50	-406.91		19,583.99
74-Elections Special	33,177.37	0.00	0.00		33,177.37
75-CA-DWI	1,732.67	216.88	0.00		1,949.55
81-CC Rec Mgt Preservation	44,134.04	10,351.90	-1,798.30	0.00	52,687.64
81-CC Rec Mgt Pr. TexPool	125,229.69	9.59	0.00	0.00	125,239.28
81-CC RMP Fund Totals:	169,363.73	10,361.49	-1,798.30		177,926.92
82-Courthouse Security	51,289.53	2,729.06	-2,671.43		51,347.16
83-Justice Court Sec.	398,485.30	2,812.00	-7,160.60		394,136.70

**Hunt County Treasurer
Monthly Report
September 2011**

Hunt County Funds	Beginning Balance	Money Received	Money Disbursed	Transfer In/Out Investment	Month End Balance
84-District Clerk Archive	12,294.00	605.00	0.00		12,899.00
85-Co & District Court Techn	3,382.00	190.05	0.00		3,572.05
86-County Record Preservatic	24,390.00	1,170.00	0.00		25,560.00
87-Justice Court Technology	188,463.01	2,830.20	-247.71		191,045.50
88-County Clerk Archive	34,458.31	7,570.00	0.00		42,028.31
89-County Record Mgt Preser	83,515.44	2,200.27	-22,497.83		63,217.88
91-LEOSE	26,547.63	0.00	-654.43		25,893.20
95-Juv Prob. Center Fund	848,885.96	15,204.55	-119,240.96		744,849.55
96-Juv Prob "A-Z" Grant	108,091.51	17,267.97	-88,650.88		36,708.60
97-Juv Prob Title IV E Fund	4,929.99	64.53	-218.37		4,776.15
97-Juv Prob Title IV Texpool:	17,744.81	1.32	0.00		17,746.13
97-Juv Prob Fund Totals:	22,674.80	65.85	-218.37		22,522.28
<hr/>					
50-Debt Service (I&S)	139,554.46	8,581.20	0.00	0.00	148,135.66
50-Debt Service TexPool Inv	331,737.95	25.32	0.00	0.00	331,763.27
50-Debt Service Fund Totals:	471,292.41	8,606.52	0.00		479,898.93
<hr/>					
61-Right of Way	214.05	0.00	0.00		214.05
61-Right of Way, TexPool Inv	63,601.57	4.91	0.00	0.00	63,606.48
61-Right of Way Fund Totals:	63,815.62	4.91	0.00		63,820.53
<hr/>					
Total of Funds:	13,926,274.74	1,305,098.82	-2,781,291.70		10,545,613.17

HUNT COUNTY DEBT: Ending Balance, September 2011

	Mo. Beginning	Payment	Balance Due	Pay Off Date
2005 Refunding Bond	7,630,000.00	0.00	7,630,000.00	09/30/2019
Principle Computer Upgrade '08	60,296.57	0.00	60,296.57	09/15/2013
Amt to be provided for Compen	317,191.83	0.00	317,191.83	
Phase II-Johnson Controls	252,369.96	0.00	252,369.96	05/14/2014
Totals:	8,259,858.36	0.00	8,259,858.36	

Debt balance does not reflect interest due for balance of debt.

Hunt County Treasurer
 Monthly Rate Report
 July 2011

August 2011

Monthly Interest Rates:

			TexPool	Tex Star	Chase	InWood-CD
2011						
January			0.1587%	0.1637%	0.2200%	1.6500%
February			0.1470%	0.1476%	0.2100%	1.6500%
March			0.1461%	0.1408%	0.2000%	1.6500%
April			0.1122%	0.1108%	0.2000%	1.6500%
May			0.0838%	0.0863%	0.2000%	1.6500%
June			0.0793%	0.0889%	0.2000%	1.6500%
July			0.0665%	0.0746%	0.2000%	1.6500%
August			0.0851%	0.0940%	0.2000%	1.6500%
September			0.0929%	0.0906%	0.1700%	1.6500%
Average Rate:			0.1080%	0.1108%	0.2000%	1.6500%

Quarterly Investment Report
July thru September 2011

FUND	BEG. BALANCE	DEPOSITS	WITHDRAWALS	INTEREST	QTR ENDING INVESTMENT BALANCE
TEX POOL ACCOUNTS					
General Operating	\$1,144,406.23	\$0.00	(\$1,000,000.00)	\$109.71	\$144,515.94
R & B 1	\$322,977.36	\$0.00	(\$250,000.00)	\$41.00	\$73,018.36
R & B 2	\$691,730.58	\$0.00	(\$170,000.00)	\$131.72	\$521,862.30
R & B 3	\$684,961.90	\$0.00	(\$285,000.00)	\$111.44	\$400,073.34
R & B 4	\$463,590.92	\$0.00	(\$300,000.00)	\$59.18	\$163,650.10
DEBT SERVICE	\$331,695.29	\$0.00	\$0.00	\$67.98	\$331,763.27
R.O.W	\$63,593.40	\$0.00	\$0.00	\$13.08	\$63,606.48
REC. MGT-CC	\$125,213.61	\$0.00	\$0.00	\$25.67	\$125,239.28
Juvenile Probation	\$17,743.79	\$0.00	\$0.00	\$3.71	\$17,747.50
Jail Lawsuit Settlement Fund	\$580,028.95	\$0.00	\$0.00	\$118.99	\$580,147.94
TOTAL TEXPOOL	\$4,425,942.03	\$0.00	(\$2,005,000.00)	\$682.48	\$2,421,624.51
TexStar-G.O.	\$1,015,554.83	\$0.00	(\$400,000.00)	\$149.67	\$615,704.50
CHASE GENERL INV	\$6,562,453.78	\$0.00	(\$1,400,000.00)	\$2,973.84	\$5,165,427.62
Inwood C.D.-G.O.	\$535,444.97	\$0.00	\$0.00	\$2,229.95	\$537,674.92
TOTAL INVESTMENT	\$12,539,395.61	\$0.00	(\$3,805,000.00)	\$6,035.94	\$8,740,431.55

Prepared by: *Delores Shelton*
Delores Shelton
Hunt County Treasurer
Prepared: 10/18/2011

#12,161
FILED FOR RECORD
at 11:30 o'clock A M
OCT 25 2011
JENNIFER LINDENZWEIG
County Clerk, Hunt County, Tex.
By *Jennifer Lindenzweig*

Quarterly Investment Report

July thru September 2011

Investment All Funds	Quarter Balance
TexPool Investment	\$2,421,624.51
TexStar Investment	\$615,704.50
Chase Money Market Fund	\$5,165,427.62
Inwood National Bank C.D.	\$537,674.92
Total Investments:	\$8,740,431.55

Total General Operating Investments:	\$6,463,322.98
---	-----------------------

(Does not include R&B, Debt Service, ROW, CCRM, Juv Prob, Jail)

TexPool Monthly Rate History for 2011

Month	Average Monthly Rate	Average Monthly Factor	Average Monthly 7 Day Rate	Average Monthly Balance	WAM Days ⁽¹⁾	WAM Days ⁽²⁾	Participants
JAN	0.1587%	0.000004347	0.1590%	\$18,035,039,907.67	36	65	2,245
FEB	0.1470%	0.000004029	0.1471%	\$19,760,674,118.76	48	75	2,246
MAR	0.1461%	0.000004004	0.1481%	\$18,444,314,820.20	46	76	2,247
APR	0.1122%	0.000003075	0.1160%	\$17,679,707,433.05	45	78	2,248
MAY	0.0838%	0.000002295	0.0832%	\$17,042,319,358.86	43	82	2,248
JUN	0.0793%	0.000002173	0.0827%	\$16,151,784,319.17	43	84	2,248
JUL	0.0665%	0.000001822	0.0597%	\$15,453,221,235.91	43	80	2,248
AUG	0.0851%	0.000002332	0.0900%	\$14,596,120,185.28	46	83	2,248
SEP	0.0929%	0.000002545	0.0917%	\$13,993,250,128.26	48	83	2,249

Performance data quoted represents past performance which is no guarantee of future results. Investment return will fluctuate. The value of an investment when redeemed may be worth more or less than the original cost. Current performance may be higher or lower than performance stated.

- (1) "WAM Days" is the mean average of the periods of time remaining until the securities held in TexPool (a) are scheduled to be repaid, (b) would be repaid upon a demand by TexPool, or (c) are scheduled to have their interest rate readjusted to reflect current market rates. Securities with adjustable rates payable upon demand are treated as maturing on the earlier of the two dates set forth in (b) and (c) if their scheduled maturity is 397 days or less; and the later of the two dates set forth in (b) and (c) if their scheduled maturity is more than 397 days. The mean is weighted based on the percentage of the amortized cost of the portfolio invested in each period.
- (2) "WAM Days" is calculated in the same manner as the described in footnote 1, but is based solely on the periods of time remaining until the securities held in TexPool (a) are scheduled to be repaid or (b) would be repaid upon a demand by TexPool, without reference to when interest rates of securities within TexPool are scheduled to be readjusted.
- (3) All current yields for TexPool Prime, for each date, reflect a waiver of some of all management fees.



Monthly Rate History

Rate History

Year:

2011

Month	Avg. Rate
JAN	0.1637%
FEB	0.1476%
MAR	0.1408%
APR	0.1108%
MAY	0.0863%
JUN	0.0889%
JUL	0.0746%
AUG	0.0940%
SEP	0.0906%

(1) This weighted average maturity calculation uses the SEC rule 2a7 definition for stated maturity for any floating rate instruments held in the portfolio to determine the weighted average maturity for the pool. This rule specifies that a variable rate instrument to be paid in 397 calendar days or less shall be deemed to have a maturity equal to the period remaining until the next readjustment of the interest rate.

(2) This weighted average maturity calculation uses the final maturity of any floating rate instruments held in the portfolio to calculate the weighted average maturity for the pool.

(3) The yield for each date reflects a partial waiver of management fees, as provided for in the TexSTAR Information Statement.

TexSTAR Participant Services * First Southwest Asset Management, Inc.
 325 North St. Paul Street, Suite 800 * Dallas, Texas 75201 * www.texstar.org * 1-800-TEX-STAR * 214-953-8890 * FAX 214-953-8878

</ht <